





# How to Play









Hang the pumpkin cards around your room or laminate and add them to a sensory bin.

Students will count the number of pumpkin seeds on each card.

Color in the correct number on the worksheet.









# COUNT the SEEDS

Directions: Count the number of pumpkin seeds on each card and color in the correct number on this worksheet.

