

Acorn Counting Mats!

2

two



Acorn Counting Mats!

How to use: Use mats with mini erasers or manipulatives.


I was able to find acorn table fillers at my local Dollar Tree. These work perfect for this activity.

Count out your erasers or manipulatives to match the number on the mat.

More advanced learners can use the mats without the acorns showing them the amounts needed.



1

one




2

two




3

three




4

four





5

five










6

six












7

seven




8 eight




9

nine

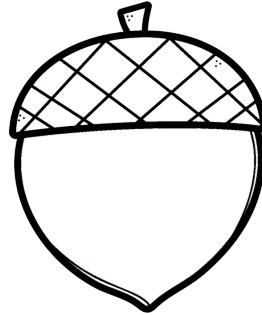



10 ten






1

one



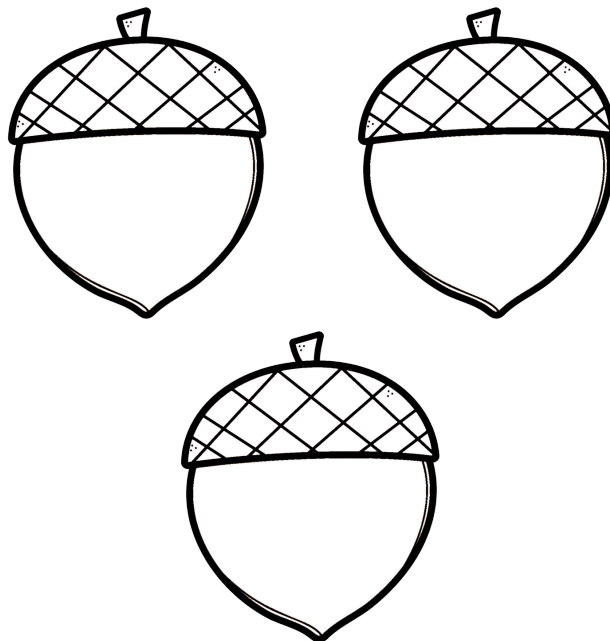

2

two



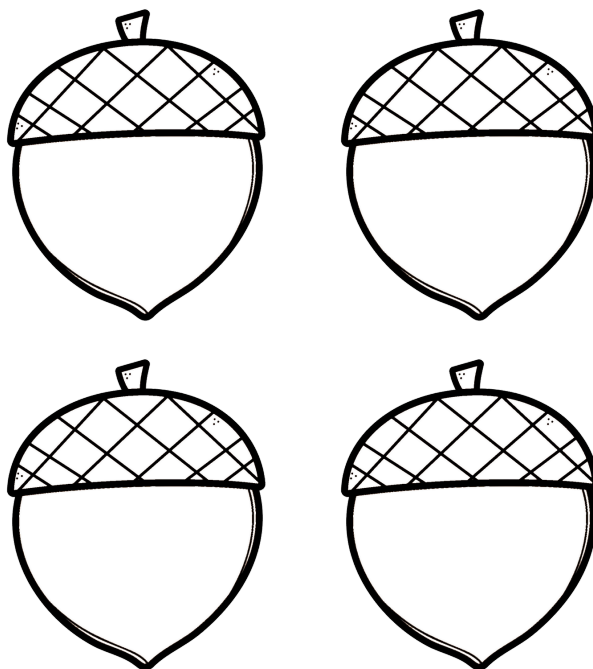

3

three





4

four



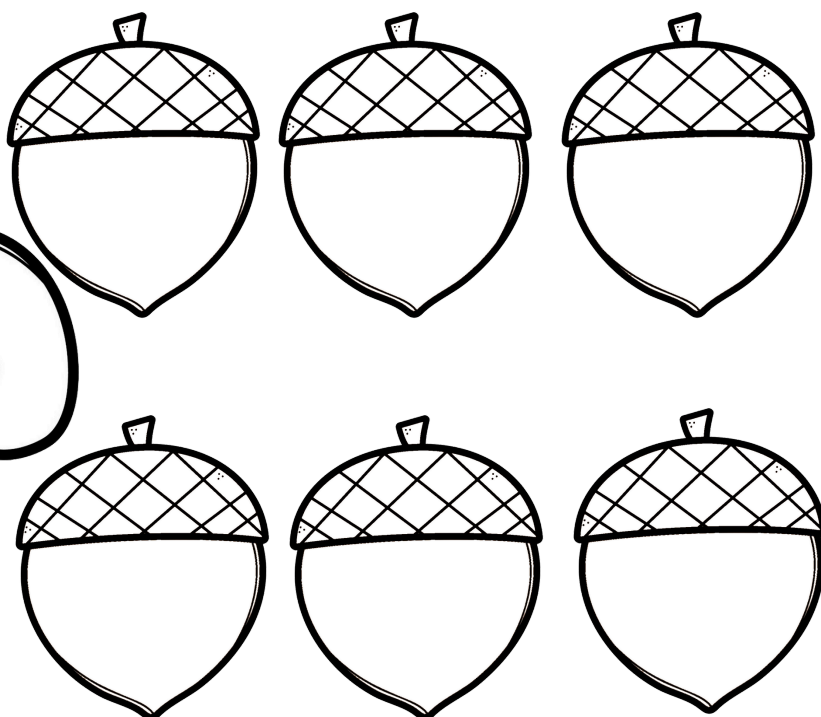

5

five











6

six












7

seven




8 eight




9

nine



10 ten



1

one



2

two



3

three



4

four



5

five



6

six



7

seven



8

eight



9

nine




10

ten




1

one




2

two




3

three




4

four




5

five




6

six




7

seven




8

eight



9

nine



10

ten

