


# Easter Clip Cards




Cut out each card and laminate (I like to print out on cardstock for extra stability).

Use mini erasers or resin pieces to match up to aid in counting.

Use clothespins to clip the correct number.



I love using the smaller plastic clothespins that you can find at craft stores. They are perfect for tiny hands and are easy to open.



1

5



7



6

2





5



8

9


3





4


10


9


	3
	5
	8

	9
	6
	4

	1
	9
	7

	5
	8
	2

	3
	6
	9


	5
	10
	7
